


# Sensor Series

(M5, M8, M12)




**M5 (1A) Series**

**M8 (3A) Series**

**M12 A-coding (1.5A, 2A, 4A) Series**

**M12 B-coding (4A) Series**

**M12 D-coding (4A) Series**



## M5

1. Panel Side	
M5 Panel Female Solder Part No. GT231103 Series.	44
M5 Panel Male Solder Part No. GT231113 Series.	44
2. Cabel End	
M5 Cable end Female Part No. GT2311A Series.	44
M5 Cable end Male Part No. GT2311B Series.	44

## M8

1. Panel Side	
M8 A-coding Panel Female Solder Part No. GT232103 Series	45
M8 A-coding Panel Male Solder Part No. GT232112//GT232113 Series.	45
2.	
M8 A-coding Mount Female DIP Part No. GT232103 Series.	45
M8 A-coding Mount Male DIP Part No. GT232112//GT232113 Series.	45
3.	
M8 B-coding Panel Female Solder Part No. GT232203 Series.	46
M8 B-coding Panel Male Solder Part No. GT232212//GT232213 Series.	46
4.	
M8 B-coding Panel Rear Mount Female DIP Part No. GT232203 Series.	46
M8 B-coding Panel Rear Mount Male DIP Part No. GT232213 Series.	46
5.	
M8 A-coding Cable end Female with Cable Part No. GT2321A Series.	47
M8 A-coding Cable end Male with Cable Part No. GT2321B Series.	47
6.	
M8 B-coding Cable end Female with Cable Part No. GT2322A Series.	48
M8 B-coding Cable end Male with Cable Part No. GT2322B Series.	48

## M12

1. Panel Side	
M12 A-Coding Panel Female Solder Part No. GT234102 Series	48
M12 A-Coding Panel Male Solder Part No. GT234112 Series.	49
2. Panel Side	
M12 A-Coding Panel Female DIP Part No. GT234102//GT234103 Series.	49
M12 A-Coding Panel Male DIP Part No. GT234112//GT234113 Series.	49



## M12

3.	M12 D-coding Female Solder Part No. GT234402//GT234403 Series.	50 、 51
	M12 D-coding Male Solder Part No. GT234412//GT234413 Series.	50 、 51
4.	M12 D-coding Female DIP Part No. GT234402//GT234403 Series.	51
	M12 D-coding Male DIP Part No. GT234412//GT234413 Series.	51
5. Cable End		
	M12 A-coding Female with cable Part No.GT234124 Series.	51
	M12 A-coding Male with cable Part No.GT234134 Series.	52
6. Cable End		
	M12 A code Field Installable Female Part No.GT234144 Series.	52
	M12 A code Field Installable Male Part No.GT234154 Series.	52
7.		
	M12 B-coding Cable end Female with cable Part No.GT234224 Series.	53
	M12 B-coding Cable end Male with cable Part No.GT234234 Series.	53
8.		
	M12 D-coding Cable end Female with cable Part No.GT234424 Series.	53
	M12 D-coding Cable end Male with cable Part No.GT234434 Series.	53
9.		
	M12 D code Field Installable Female Part No.GT234444 Series.	54
	M12 D code Field Installable Male Part No.GT234454 Series.	54
10.		
	M12 A-Coding Panel Female solder Shielded Part No.GT238102 Series.	54
	M12 A-Coding Panel Male solder Shielded Part No.GT238112 Series.	54
11.		
	M12 A-coding Cable end Female with cable Shielded Part No. GT238124//GT2381A4 Series.	55
	M12 A-coding Cable end Male with cable Shielded Part No. GT238134//GT2381B4 Series.	55

## Cap

1. M8 Cap		
	Cap Plastic for M8 Female Panel Part No. GT1C3230 Series.	56
	Cap Plastic for M8 Male Panel Part No. GT1C3231 Series.	56
2. M12 Cap		
	Cap Plastic for M12 Female end Part No.GT1C3430 Series.	57
	Cap Plastic for M12 Male end Part No.GT1C3431 Series.	57

# Product

Material		
	M5	M8
Panel Base/Cover	PA66	PA66
Panel Metal Housing	Copper Alloy , Ni Plated	Copper Alloy , Ni Plated
Panel Contacts	Copper Alloy , Au Plated	Copper Alloy , Au Plated
Panel O-Ring	NBR	NBR
Glue	Epoxy	Epoxy
Cable End Base // Cover	Thermoplastic	Thermoplastic
Cable End Screw Nut	Copper Alloy , Ni Plated	Copper Alloy , Ni Plated
Cable End O-Ring	NBR	NBR
Cable End Contacts	Copper Alloy , Au Plated	Copper Alloy , Au Plated
Cable End Inner Mold		Thermoplastic
Cable End Over Mold	PVC&TPU	PVC

Technical Data					
Insulation Resistance	Voltage 500V±15 VDC Method A, Be more than 100MΩ		Voltage 500V±15 VDC Method A, Be more than 100MΩ		
Contact Resistance	10mΩ At 10mA Max.		10mΩ at 10mA Max.		
Waterproof Test	Submersion in water 1 meter for 24 hours		Submersion in water 1 meter for 24 hours		
Temperature Range	-40°C / +85°C		-40°C / +85°C		
Number Of Contacts	3	4	3	4	5
Wire Guage	24AWG~30AWG		22AWG-26AWG		
Current Rating	1A		3A		
Voltage			60V AC/DC	30V AC/DC	




Material	
	M12
Panel Base/Cover	Thermoplastic
Panel Metal Housing	Copper Alloy , Ni Plated
Panel Contacts	Copper Alloy , Au Plated
Panel O-Ring	Silicone
Glue	Epoxy
Cable End Base // Cover	Thermoplastic
Cable End Screw Nut	Copper Alloy , Ni Plated
Cable End O-Ring	Silicone
Cable End Contacts	Copper Alloy , Au Plated
Cable End Inner Mold	Thermoplastic
Cable End Over Mold	PVC

Technical Data					
Insulation Resistance	Test Voltage 500V±15 VDC Method A, Be more than 100MΩ				
Contact Resistance	10mΩ at 10mA Max.				
Waterproof Test	Submersion in water 1 meter for 24 hours				
Temperature Range	-40°C / +85°C				
Number Of Contacts	2-4	5	6-8	9-12	17
Wire Guage	18~24AWG		22~28AWG	24~28AWG	24~28AWG
Current Rating	4A		2A	1.5A	1.5A
Voltage	250V AC/DC; 60V AC/DC		30V AC/DC	30V AC/DC	30V AC/DC


## Sensor Series-M5

### M5 Panel Rear Mount Female Solder




At Rear of Panel	Cable Length	Ordering No.
M5 1A 3P Panel Rear Mount Female Solder		GT231103-05030
M5 1A 4P Panel Rear Mount Female Solder		GT231103-05040

### M5 Panel Rear Mount Male Solder




At Rear of Panel	Cable Length	Ordering No.
M5 1A 3P Panel Rear Mount Male Solder		GT231113-05030
M5 1A 4P Panel Rear Mount Male Solder		GT231113-05040

### M5 Cable end Female \*Low Press Molding (LPM)



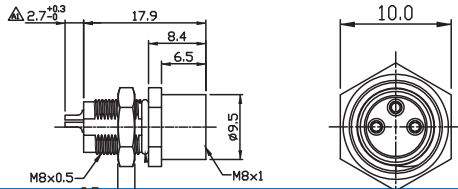
At Rear of Cable	Cable Length	Ordering No.
M5 1A 3P Cable end Female with Cable Blunt Cut	*	GT2311A4-05031-XX
M5 1A 4P Cable end Female with Cable Blunt Cut	*	GT2311A4-05041-XX
M5 1A 3P Cable end Female with PU Cable Blunt Cut	*	GT2311A4-05038-XX
M5 1A 4P Cable end Female with PU Cable Blunt Cut	*	GT2311A4-05048-XX
M5 1A 3P Cable end 90° Female with Cable Blunt Cut	*	GT2311A5-05031-XX
M5 1A 4P Cable end 90° Female with Cable Blunt Cut	*	GT2311A5-05041-XX
M5 1A 3P Cable end 90° Female with PU Cable Blunt Cut	*	GT2311A5-05038-XX
M5 1A 4P Cable end 90° Female with PU Cable Blunt Cut	*	GT2311A5-05048-XX

### M5 Cable end Male \*Low Press Molding (LPM)



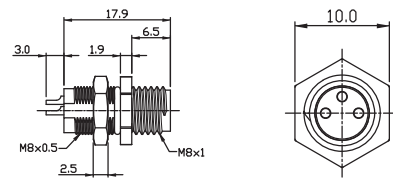
At Rear of Cable	Cable Length	Ordering No.
M5 1A 3P Cable end Male with Cable Blunt Cut	*	GT2311B4-05031-XX
M5 1A 4P Cable end Male with Cable Blunt Cut	*	GT2311B4-05041-XX
M5 1A 3P Cable end Male with PU Cable Blunt Cut	*	GT2311B4-05038-XX
M5 1A 4P Cable end Male with PU Cable Blunt Cut	*	GT2311B4-05048-XX
M5 1A 3P Cable end 90° Female with Cable Blunt Cut	*	GT2311B5-05031-XX
M5 1A 4P Cable end 90° Female with Cable Blunt Cut	*	GT2311B5-05041-XX
M5 1A 3P Cable end 90° Female with PU Cable Blunt Cut	*	GT2311B5-05038-XX
M5 1A 4P Cable end 90° Female with PU Cable Blunt Cut	*	GT2311B5-05048-XX

## M8 A-coding Panel Rear Mount Female Solder



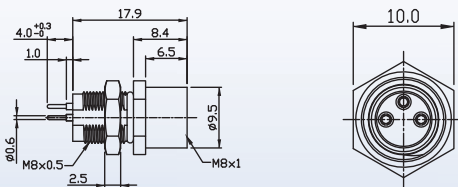
At Rear of Panel	Cable Length	Ordering No.
M8 A-coding 3A 3P Panel Rear Mount Female Solder		GT232103-03030
M8 A-coding 3A 4P Panel Rear Mount Female Solder		GT232103-03040

## M8 A-coding Panel Rear Mount Male Solder



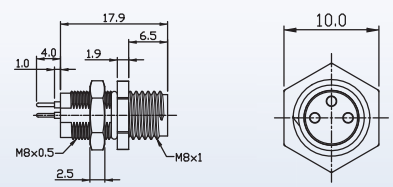
At Rear of Panel	Cable Length	Ordering No.
M8 A-coding 3A 3P Panel Rear Mount Male Solder		GT232113-03030
M8 A-coding 3A 4P Panel Rear Mount Male Solder		GT232113-03040
M8 A-Coding 3A 3P Panel Front Mount Male Solder		GT232112-03030
M8 A-Coding 3A 4P Panel Front Mount Male Solder		GT232112-03040

## M8 A-coding Panel Female Dip



At Rear of Panel	Cable Length	Ordering No.
M8 A-coding 3A 3P Panel Rear Mount Female Dip		GT232103-13030
M8 A-coding 3A 4P Panel Rear Mount Female Dip		GT232103-13040

## M8 A-coding Panel Dip

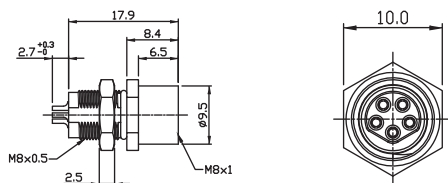


At Rear of Panel	Cable Length	Ordering No.
M8 A-coding 3A 3P Panel Rear Mount Male Dip		GT232113-13030
M8 A-coding 3A 4P Panel Rear Mount Male Dip		GT232113-13040



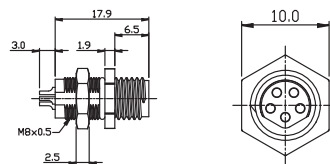
Sensor Series-M8

M8 B-coding Panel Rear Mount Female Solder



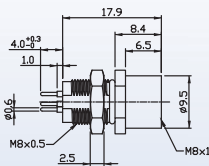
At Rear of Panel	Cable Length	Ordering No.
M8 B-coding 3A 5P Panel Rear Mount Female Solder		GT232203-03050

M8 B-coding Panel Rear Mount Male Solder



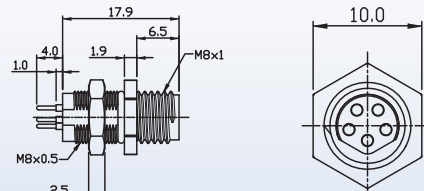
At Rear of Panel	Cable Length	Ordering No.
M8 B-coding 3A 5P Panel Front Mount Male Solder		GT232212-03050
M8 B-coding 3A 5P Panel Rear Mount Male Solder		GT232213-03050

M8 B-coding Panel Rear Mount Female Dip



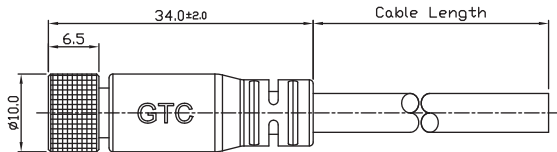
At Rear of Panel	Cable Length	Ordering No.
M8 B-coding 3A 5P Panel Rear Mount Female Dip		GT232203-13050

M8 B-coding Panel Rear Mount Male Dip



At Rear of Panel	Cable Length	Ordering No.
M8 B-coding 3A 5P Panel Front Mount Male Dip		GT232212-13050
M8 B-coding 3A 5P Panel Rear Mount Male Dip		GT232213-13050

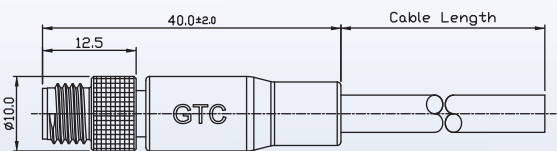
## M8 A-coding Cable end Female with Cable \*Low Press Molding (LPM)



At Rear of Cable	Cable Length	Ordering No.
M8 A-coding 3A 3P Cable end Female with Cable Blunt Cut	*	GT232124-23031-XX
M8 A-coding 3A 4P Cable end Female with Cable Blunt Cut	*	GT232124-23041-XX
M8 A-coding 3A 3P Cable end 90° Female with Cable Blunt Cut	*	GT232125-23031-XX
M8 A-coding 3A 4P Cable end 90° Female with Cable Blunt Cut	*	GT232125-23041-XX

At Rear of Panel	Cable Length	Ordering No.
M8 A-coding 3A 3P Cable end W/O SR Female with Cable Blunt Cut	*	GT2321A4-23031-XX
M8 A-coding 3A 4P Cable end W/O SR Female with Cable Blunt Cut	*	GT2321A4-23041-XX
M8 A-coding 3A 3P Cable end W/O SR 90° Female with Cable Blunt Cut	*	GT2321A5-23031-XX
M8 A-coding 3A 4P Cable end W/O SR 90° Female with Cable Blunt Cut	*	GT2321A5-23041-XX

## M8 A-coding Cable end Male with Cable \*Low Press Molding (LPM)




At Rear of Cable	Cable Length	Ordering No.
M8 A-coding 3A 3P Cable end Male with Cable Blunt Cut	*	GT232134-03031-XX
M8 A-coding 3A 4P Cable end Male with Cable Blunt Cut	*	GT232134-03041-XX
M8 A-coding 3A 3P Cable end 90° Male with Cable Blunt Cut	*	GT232135-03031-XX
M8 A-coding 3A 4P Cable end 90° Male with Cable Blunt Cut	*	GT232135-03041-XX

At Rear of Cable	Cable Length	Ordering No.
M8 A-coding 3A 3P Cable end W/O SR Male with Cable Blunt Cut	*	GT2321B4-03031-XX
M8 A-coding 3A 4P Cable end W/O SR Male with Cable Blunt Cut	*	GT2321B4-03041-XX
M8 A-coding 3A 3P Cable end W/O 90° Male with Cable Blunt Cut	*	GT2321B5-03031-XX
M8 A-coding 3A 4P Cable end W/O 90° Male with Cable Blunt Cut	*	GT2321B5-03041-XX

\* Cable & Wire Length Upon Request. Customization is available.


# Sensor Series-M8

M8 B-coding Cable end Female with Cable  
\*Low Press Molding (LPM)



At Rear of Cable	Cable Length	Ordering No.
M8 B-coding 3A 5P Cable end Female with Cable Blunt Cut	*	GT232224-23051-XX
M8 B-coding 3A 5P Cable end 90° Female with Cable Blunt Cut	*	GT232225-23051-XX
M8 B-coding 3A 5P Cable end W/O SR Female with Cable Blunt Cut	*	GT2322A4-23051-XX
M8 B-coding 3A 5P Cable end W/O SR 90° Female with Cable Blunt Cut	*	GT2322A5-23051-XX


M8 B-coding Cable end Male with Cable  
\*Low Press Molding (LPM)



At Rear of Cable	Cable Length	Ordering No.
M8 B-coding 3A 5P Cable end Male with Cable Blunt Cut	*	GT232234-03051-XX
M8 B-coding 3A 5P Cable end 90° Male with Cable Blunt Cut	*	GT232235-03051-XX
M8 B-coding 3A 5P Cable end W/O SR Male with Cable Blunt Cut		GT2322B4-03051-XX
M8 B-coding 3A 5P Cable end W/O SR 90° Male with Cable Blunt Cut		GT2322B5-03051-XX

## Sensor Series-M12


M12 A-Coding Panel Female Solder



At Rear of Panel	Cable Length	Ordering No.
M12 A-Coding 4A 5P Panel Front Mount Female Solder	*	GT234102-02050
M12 A-Coding 2A 8P Panel Front Mount Female Solder	*	GT234102-01080
M12 A-Coding 1.5A 12P Panel Front Mount Female Solder	*	GT234102-04120
M12 A-Coding 4A 5P Panel Rear Mount Female Solder	*	GT234103-02050

At Rear of Panel	Cable Length	Ordering No.
M12 A-Coding 2A 8P Panel Rear Mount Female Solder	*	GT234103-01080
M12 A-Coding 1.5A 12P Panel Rear Mount Female Solder	*	GT234103-04120


## M12 A-Coding Panel Male Solder



At Rear of Panel	Cable Length	Ordering No.
M12 A-Coding 4A 5P Panel Front Mount Male Solder	*	GT234112-02050
M12 A-Coding 2A 8P Panel Font Mount Male Solder	*	GT234112-01080
M12 A-Coding 1.5A 12P Panel Front Mount Male Solder	*	GT234112-04120
M12 A-Coding 4A 5P Panel Rear Mount Male Solder	*	GT234113-02050
M12 A-Coding 2A 8P Panel Rear Mount Male Solder	*	GT234113-01080

At Rear of Panel	Cable Length	Ordering No.
M12 A-Coding 1.5A 12P Panel Rear Mount Male Solder	*	GT234113-04120
M12 A-Coding 4A 5P Panel Front&Rear Mount Male Solder	*	GT234117-02050
M12 A-Coding 2A 8P Panel Front&Rear Mount Male Solder	*	GT234117-01080
M12 A-Coding 1.5A 12P Panel Front&Rear Mount Male Solder	*	GT234117-04120

## M12 A-Coding Panel Female Dip



At Rear of Panel	Cable Length	Ordering No.
M12 A-Coding 4A 5P Panel front mount Female Dip		GT234102-12050
M12 A-Coding 2A 8P Panel front mount Female Dip		GT234102-11080
M12 A-Coding 1.5A 12P Panel front mount Female Dip		GT234102-14120
M12 A-Coding 4A 5P Panel Rear Mount Female Dip		GT234103-12050
M12 A-Coding 2A 8P Panel Rear Mount Female Dip		GT234103-11080

At Rear of Panel	Cable Length	Ordering No.
M12 A-Coding 1.5A 12P Panel Rear Mount Female Dip		GT234103-14120

# Sensor Series-M12


## M12 A-Coding Panel Male Dip



At Rear of Panel	Cable Length	Ordering No.
M12 A-Coding 4A 5P Panel Front Mount Male Dip		GT234112-12050
M12 A-Coding 2A 8P Panel Front Mount Male Dip		GT234112-11080
M12 A-Coding 1.5A 12P Front Mount Male Dip		GT234112-14120
M12 A-Coding 1A 17P Panel Front Mount Male Dip		GT234112-14170
M12 A-Coding 4A 5P Panel Rear Mount Female Dip		GT234113-12050


At Rear of Panel	Cable Length	Ordering No.
M12 A-Coding 2A 8P Panel Rear Mount FemaleDip		GT234113-11080
M12 A-Coding 1.5A 12P Panel Rear Mount Female Dip		GT234113-14120
M12 A-Coding 4A 5P Panel Front&Rear Mount Male Dip		GT234117-12050
M12 A-Coding 2A 8P Panel Front&Rear Mount Male Dip		GT234117-11080
M12 A-Coding 1.5A 12P Panel Front&Rear Mount Male Dip		GT234117-14120

## M12 D-coding Panel Female Solder



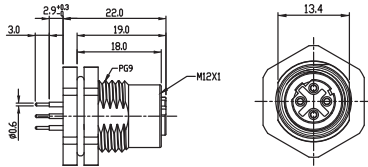
At Rear of Panel	Cable Length	Ordering No.
M12 D-coding 4A 4P Panel Rear Mount Female Solder		GT234403-02040

## M12 D-coding Panel Male Solder



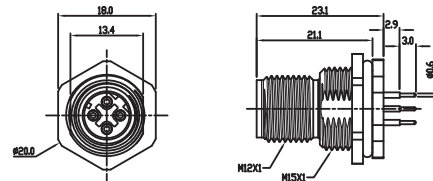
At Rear of Panel	Cable Length	Ordering No.
M12 D-coding 4A 5P Panel Front Mount Male Solder		GT234412-02040
M12 D-coding 4A 5P Panel Rear Mount Male Solder		GT234413-02040

## M12 D-coding Panel Female Dip



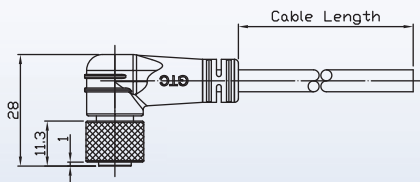
At Rear of Panel	Cable Length	Ordering No.
M12 D-coding 4A 4P Panel Front Mount Female Dip		GT234402-12040
M12 D-Coding 4A 4P Panel Rear Mount Female Dip		GT234403-12040

## M12 D-coding Panel Male Dip



At Rear of Panel	Cable Length	Ordering No.
M12 D-coding 4A 4P Panel Front Mount Male Dip		GT234412-12040

## M12 A-coding Female with cable \*Low Press Molding (LPM)



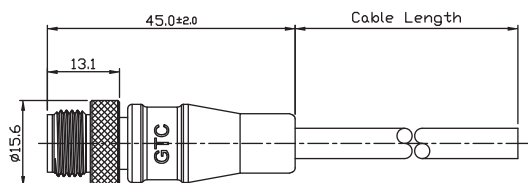
At Rear of Cable	Cable Length	Ordering No.
M12 A-coding 4A 5P Cable end Female with cable Blunt Cut	*	GT234124-22051-XX
M12 A-coding 2A 8P Cable end Female with cable Blunt Cut	*	GT234124-21081-XX
M12 A-coding 1.5A 12P Cable end Female with cable Blunt Cut	*	GT234124-04121-XX
M12 A-coding 1.5A 17P Cable end Female with cable Blunt Cut	*	GT234124-04171-XX

At Rear of Cable	Cable Length	Ordering No.
M12 A-coding 4A 5P Cable end 90° Female with cable	*	GT234125-22051-XX
M12 A-coding 2A 8P Cable end 90° Female with cable Blunt Cut	*	GT234125-21081-XX
M12 A-coding 1.5A 12P Cable end 90° Female with cable Blunt Cut	*	GT234125-04121-XX

\* Cable & Wire Length Upon Request. Customization is available.

## Sensor Series-M12

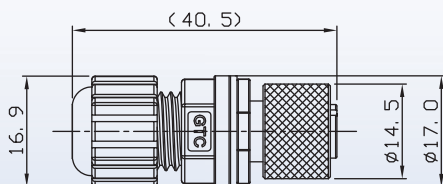
### M12 A-coding Male with cable \*Low Press Molding (LPM)



At Rear of Cable	Cable Length	Ordering No.
M12 A-coding 4A 5P Cable end Male with cable	*	GT234134-22051-XX
M12 A-coding 2A 8P Cable end Male with cable Blunt Cut	*	GT234134-21081-XX
M12 A-coding 1.5A 12P Cable end Male with cable Blunt Cut	*	GT234134-04121-XX
M12 A-coding 4A 5P Cable end 90° Male with cable Blunt Cut	*	GT234135-22051-XX

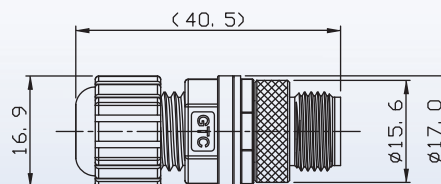
At Rear of Cable	Cable Length	Ordering No.
M12 A-coding 2A 8P Cable end 90° Male with cable Blunt Cut	*	GT234135-21081-XX
M12 A-coding 1.5A 12P Cable end 90° Male with cable Blunt Cut	*	GT234135-04121-XX

### M12 A code Field Installable, Female



At Rear of Cable	Cable Length	Ordering No.
M12 A-coding 4A 5P Field Installable Cable end Female Solder		GT234144-02050
M12 A-coding 2A 8P Field Installable Cable end Female Solder		GT234144-01080
M12 A-coding 1.5A 12P Field Installable Cable end Female Solder		GT234144-04120

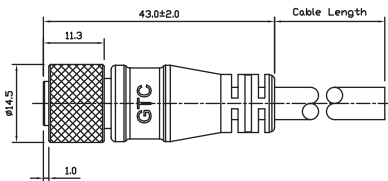
### M12 A code Field Installable, Male



At Rear of Cable	Cable Length	Ordering No.
M12 A-coding 4A 5P Field Installable Cable end Male Solder		GT234154-02050
M12 A-coding 2A 8P Field Installable Cable end Male Solder		GT234154-01080
M12 A-coding 1.5A 12P Field Installable Cable end Male Solder		GT234154-04120

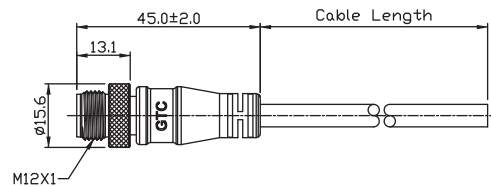


M12 B-coding Cable end Female with cable  
\*Low Press Molding (LPM)



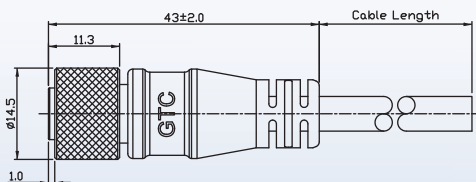
At Rear of Cable	Cable Length	Ordering No.
M12 B-coding 4A 5P Cable end Female with cable Blunt Cut	*	GT234224-22051-XX

M12 B-coding Cable end Male with cable  
\*Low Press Molding (LPM)



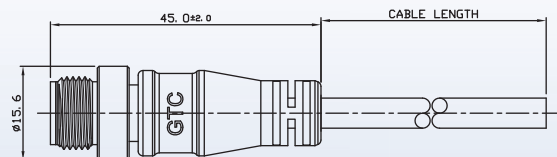
At Rear of Cable	Cable Length	Ordering No.
M12 B-coding 4A 5P Cable end Male with cable Blunt Cut	*	GT234234-22051-XX

M12 D-coding Cable end Female with cable  
\*Low Press Molding (LPM)



At Rear of Cable	Cable Length	Ordering No.
M12 D-coding 4A 4P Cable end Female with cable Blunt Cut	*	GT234424-22041-XX

M12 D-coding Cable end Male with cable  
\*Low Press Molding (LPM)




At Rear of Cable	Cable Length	Ordering No.
M12 D-coding 4A 4P Cable end Male with cable Blunt Cut	*	GT234434-22041-XX



# Sensor Series-M12

M12 D code Field Installable, Female




At Rear of Cable	Cable Length	Ordering No.
M12 D-coding 4A 4P Field Installable Cable end Female Solder	*	GT234444-02040

M12 D code Field Installable, Male



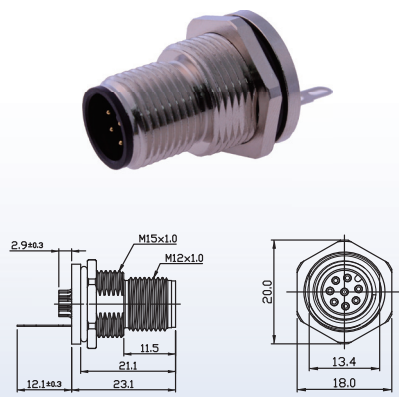
At Rear of Cable	Cable Length	Ordering No.
M12 D-coding 4A 4P Field Installable Cable end Male Solder	*	GT234454-02040

M12 A-Coding Panel Female solder Shielded



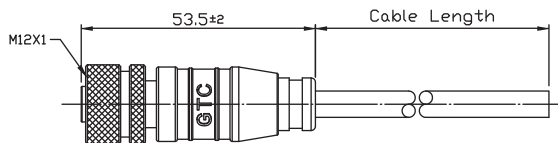
At Rear of Panel	Cable Length	Ordering No.
M12 A-Coding 2A 8P panel front mount female solder shielded	*	GT238102-01080
M12 A-Coding 4A 4P Panel front mount female solder shielded	*	GT238102-02040
M12 A-Coding 4A 5P Panel front mount female solder shielded	*	GT238102-02050

M12 A-Coding Panel Male solder Shielded



At Rear of Panel	Cable Length	Ordering No.
M12 A-Coding 2A 8P panel front mount circular flange male solder shielded	*	GT238110-01080

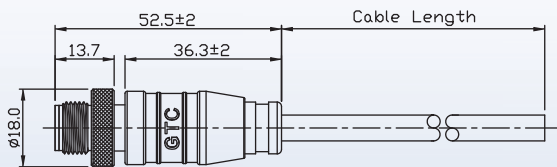
## M12 A-coding Cable end Female with cable Shielded \*Low Press Molding (LPM)



At Rear of Cable	Cable Length	Ordering No.
M12 A-coding 4A 4P Shielded Cable end Female with cable Blunt Cut	*	GT238124-02041-XX
M12 A-coding 4A 5P Shielded Cable end Female with cable Blunt Cut	*	GT238124-02051-XX
M12 A-coding 2A 8P Shielded Cable end Female with cable Blunt Cut	*	GT238124-01081-XX
M12 A-coding 1.5A 12P Shielded Cable end Female with cable Blunt Cut	*	GT238124-04121-XX

At Rear of Cable	Cable Length	Ordering No.
M12 A-coding 4A 4P Shielded Cable end Female W/O SR with cable Blunt cut	*	GT2381A4-02041-XX
M12 A-coding 4A 5P Shielded Cable end Female W/O SR with cable Blunt Cut	*	GT2381A4-02051-XX
M12 A-coding 2A 8P Shielded Cable end Female W/O SR with cable Blunt Cut	*	GT2381A4-01081-XX
M12 A-coding 1.5A 12P Shielded Cable end Female W/O SR with cable Blunt Cut	*	GT2381A4-04121-XX

## M12 A-coding Cable end Male with cable Shielded \*Low Press Molding (LPM)




At Rear of Cable	Cable Length	Ordering No.
M12 A-coding 4A 5P Shielded Cable end Male with cable Blunt Cut	*	GT238134-02051-XX
M12 A-coding 2A 8P Shielded Cable end Male with cable Blunt Cut	*	GT238134-01081-XX
M12 A-coding 1.5A 12P Shielded Cable end Male with cable Blunt Cut	*	GT238134-04121-XX

At Rear of Cable	Cable Length	Ordering No.
M12 A-coding 4A 5P Shielded Cable end Male W/O SR with cable Blunt Cut	*	GT2381B4-02051-XX
M12 A-coding 2A 8P Shielded Cable end Male W/O SR with cable Blunt Cut	*	GT2381B4-01081-XX
M12 A-coding 1.5A 12P Shielded Cable end Male W/O SR with cable	*	GT2381B4-04121-XX


# Cap

## Cap Plastic for M8 Female



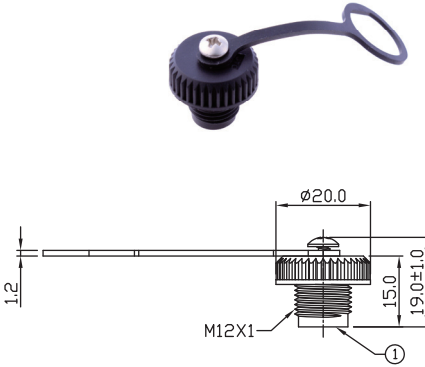
Appearance	Ordering No.
Cap Plastic for M8 Female Panel W/O Lanyard	GT1C323002
Cap Plastic for M8 Female Panel with Rubber Lanyard	GT1C323022
Cap Plastic for M8 Female Panel with Plastic Lanyard	GT1C323032

## Cap Plastic for M8 Male



Appearance	Ordering No.
Cap Plastic for M8 Male Panel W/O Lanyard	GT1C323102
Cap Plastic for M8 Male Panel with Rubber Lanyard	GT1C323122
Cap Plastic for M8 Male Panel with Plastic Lanyard	GT1C323132

Cap Plastic for M12 Female



Appearance	Ordering No.
Cap Plastic for M12 Female end W/O Lanyard	GT1C343002
Cap Plastic for M12 Female end with Metal Lanyard	GT1C343012
Cap Plastic for M12 Female end with Rubber Lanyard	GT1C343022
Cap Plastic for M12 Female end with Plastic Lanyard	GT1C343032

Cap Plastic for M12 Male



Appearance	Ordering No.
Cap Plastic for M12 Male end W/O Lanyard	GT1C343102
Cap Plastic for M12 Male end with Metal Lanyard	GT1C343112
Cap Plastic for M12 Male end with Rubber Lanyard	GT1C343122
Cap Plastic for M12 Male end with Plastic Lanyard	GT1C343132
Cap Plastic For M12 Male End With Metal Lanyard (M3 Screw)	GT1C343162

Cap No.	Mating Series No.
GT1C3430XX	GT23410X-XXXX
	GT23420X-XXXX
	GT23440X-XXXX
	GT27110X-XXXX
	GT27112X-XXXX

Cap No.	Mating Series No.
GT1C3431XX	GT23411X-XXXX
	GT23421X-XXXX
	GT23441X-XXXX
	GT2712X-XXXX
	GT27111X-XXXX
	GT27113X-XXXX